

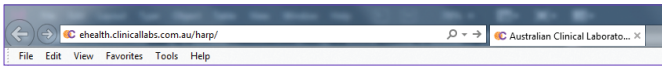
**NOW
AVAILABLE**

ANTIBIOGRAM REPORT PORTAL HOW TO REGISTER

STEP 01

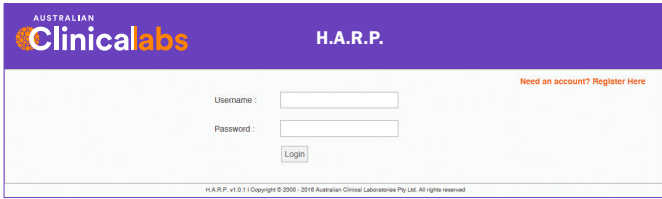
Open your Internet browser and type the eHealth web address into the 'Address Bar' at the top of the page.

The web address is ehealth.clinicallabs.com.au/harp/



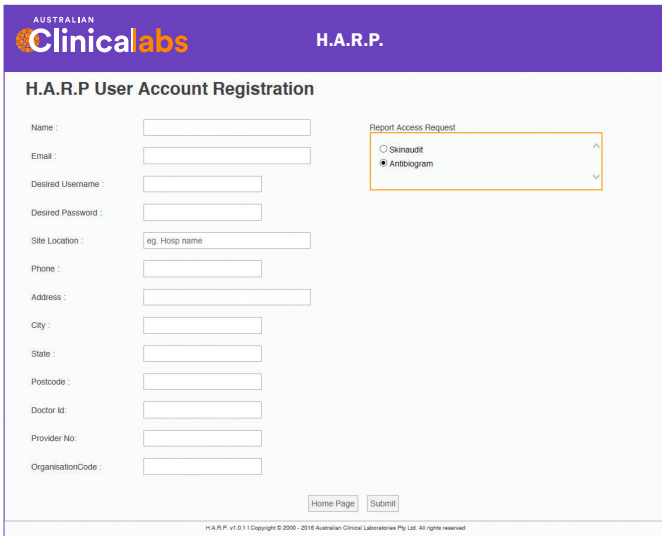
STEP 02

To register, simply click on the orange text to the right. "Need an account? Register Here"



STEP 03

Fill out your details in each field and click the 'Submit' button at the bottom of the page.



Once you have submitted your details, the H.A.R.P. administrator will be notified to approve your account.

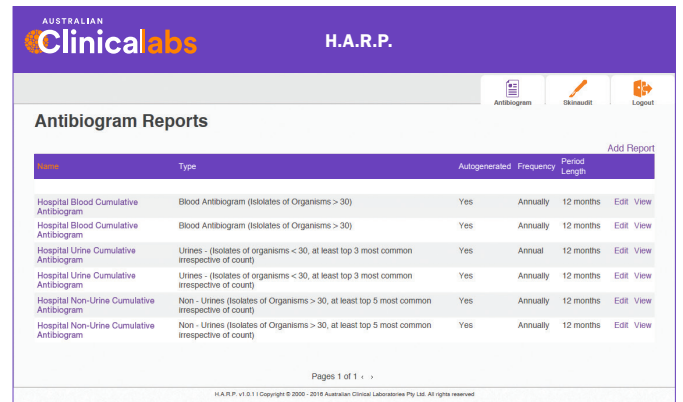
Please wait till you receive email confirmation from the H.A.R.P. team, before you attempt to log in.

You will be given a temporary password, which will need to be changed the first time you log in.

STEP 04


Once you have logged in, click on the 'Antibiogram' tab in the top right (if it is not already selected).

Click the 'view' button to see the report.



STEP 05

The report will open up, similarly to the one below. They will run six monthly.



For more information, please don't hesitate to contact our team: