

Skin Excision Evaluation Program

Earn
27.5
CPD hours
per year!

How does the program work?

Our Skin Excision Evaluation Program is highly valuable, as it helps program participants analyse their diagnostic skill for identification of high-risk lesions through monthly reports and data that we provide via the CPD Program Portal.

How can I earn CPD hours?

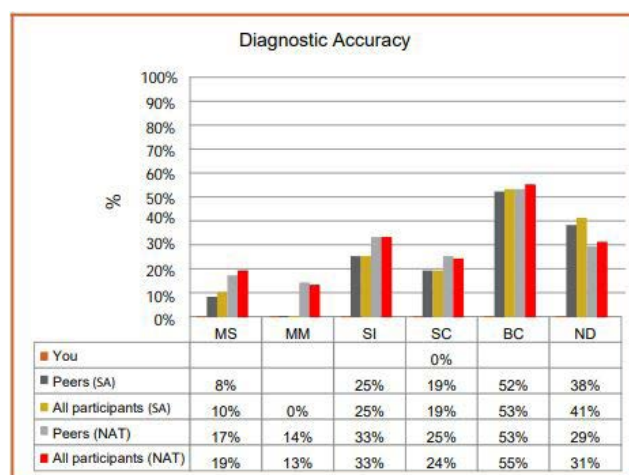
The **annual criteria** for our Skin Program include:

- 40 histology samples recommended
- Samples must be submitted with the purple program Request Form and 'coded' correctly
- Reflection Activity completed (emailed latter part of the year)

What histology samples are included?

- Both excisions and biopsy samples

- Histology samples must be submitted with the **correctly coded program request form** to be counted (purple form)



How many CPD hours are awarded?

If you successfully complete the annual program criteria, you will earn a total of **27.5** CPD hours:

- 20 CPD Measuring Outcomes hours
- 5 CPD Reviewing Performance hours
- 2.5 CPD Educational Activities hours

20

CPD MEASURING
OUTCOMES
hours

5

CPD REVIEWING
PERFORMANCE
hours

2.5

CPD EDUCATIONAL
ACTIVITIES
hours

This program has been approved by the RACGP & ACRRM for 20 Measuring Outcomes hours + 5 Reviewing Performance hours + 2.5 Educational Activities hours. Australian Clinical Labs is a recognised activity provider with the RACGP - AAP # 626080 & ACRRM. RACGP Activity # 393377 & ACRRM Activity # 28407.

LEARNING OBJECTIVES

1

Identify diagnostic inaccuracies concerning skin lesions submitted for histopathological analysis.

2

Demonstrate appropriate surgical margin practices for malignant skin cancer procedures.

3

Detect cases that require additional treatment to ensure the ongoing care and safety of the patient.

4


Contrast personal diagnostic and surgical proficiency in comparison to state and national peer groups.

5

Contrast personal melanoma detection rates in comparison to state and national peer groups.

How do I view the monthly reports?

Reports can be viewed via the online CPD Program Portal. Program participants (successfully registered) will receive more information directly about how to access the portal. **Note - Reports are released monthly on the 16th for the previous month, i.e. On February 16th, participants can access the January report showing samples successfully submitted between 1-31st January.**



How do I register?

- Scan QR Code below
- Registration form will open in your web browser
- Complete the form fields and hit 'Subscribe'
- Your registration will be reviewed by our CPD Team
- Alternatively, visit <http://eepurl.com/g5JTVP> to complete the form



REGISTRATION FORM

Scan the QR Code or visit the link below to register: <http://eepurl.com/g5JTVP>

Contact us

For any questions relating to this program, email:

skin.audit@clinicaillabs.com.au

Skin Excision Evaluation Program Request Form
How to Correctly Complete the Request Form

All histology samples must be submitted with correctly completed purple request form. Correct completion means CODING must be used on the reverse side of the form as demonstrated below.

KEY

Body Region	Code	Body Region	Code	Prevalence of Disease	Code	Prevalence of Disease	Code	Sample Type	Code
Face	01	Neck	02	Prevalence of Disease	03	Prevalence of Disease	04	Sample Type	05
Trunk	06	Upper Limb	07	Prevalence of Disease	08	Prevalence of Disease	09	Sample Type	10
Lower Limb	11	Other	12	Prevalence of Disease	13	Prevalence of Disease	14	Sample Type	15
Head	16	Neck	17	Prevalence of Disease	18	Prevalence of Disease	19	Sample Type	20
Trunk	21	Upper Limb	22	Prevalence of Disease	23	Prevalence of Disease	24	Sample Type	25
Lower Limb	26	Other	27	Prevalence of Disease	28	Prevalence of Disease	29	Sample Type	30
Head	31	Neck	32	Prevalence of Disease	33	Prevalence of Disease	34	Sample Type	35
Trunk	36	Upper Limb	37	Prevalence of Disease	38	Prevalence of Disease	39	Sample Type	40
Lower Limb	41	Other	42	Prevalence of Disease	43	Prevalence of Disease	44	Sample Type	45
Head	46	Neck	47	Prevalence of Disease	48	Prevalence of Disease	49	Sample Type	50
Trunk	51	Upper Limb	52	Prevalence of Disease	53	Prevalence of Disease	54	Sample Type	55
Lower Limb	56	Other	57	Prevalence of Disease	58	Prevalence of Disease	59	Sample Type	60
Head	61	Neck	62	Prevalence of Disease	63	Prevalence of Disease	64	Sample Type	65
Trunk	66	Upper Limb	67	Prevalence of Disease	68	Prevalence of Disease	69	Sample Type	70
Lower Limb	71	Other	72	Prevalence of Disease	73	Prevalence of Disease	74	Sample Type	75
Head	76	Neck	77	Prevalence of Disease	78	Prevalence of Disease	79	Sample Type	80
Trunk	81	Upper Limb	82	Prevalence of Disease	83	Prevalence of Disease	84	Sample Type	85
Lower Limb	86	Other	87	Prevalence of Disease	88	Prevalence of Disease	89	Sample Type	90
Head	91	Neck	92	Prevalence of Disease	93	Prevalence of Disease	94	Sample Type	95
Trunk	96	Upper Limb	97	Prevalence of Disease	98	Prevalence of Disease	99	Sample Type	100

Correct - Coding is used for each column

Wrong - Blank columns with no coding at all

Wrong - Only marked diagram is used with no coding at all


Earn 27.5 CPD hours per year!

To earn these hours, histology samples must be submitted with the correct purple form and coded correctly.

clinicaillabs.com.au 1300 134 111

How to Code Samples on Request Form

Samples must be submitted with the purple program Request Form and 'coded' correctly.



Scan this QR Code to see how to 'code' the request form correctly.